

Student Financial Aid 2021-22

Institution: Messenger College (417752)

User ID: P4177521

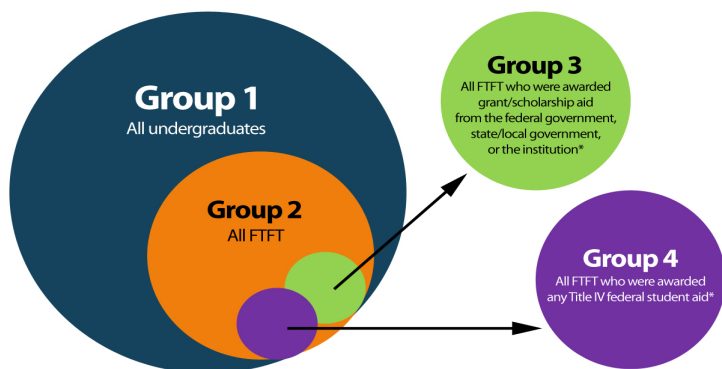
Overview

IPEDS Student Financial Aid Component Overview - Private Academic Reporters

Welcome to the Student Financial Aid (SFA) component. The purpose of the SFA component is to collect information about financial aid provided to various groups of undergraduate students and military/veteran educational benefits for all students at your institution.

Data Reporting Reminders:

- Report data to accurately reflect the time period corresponding with the IPEDS survey component, even if such reporting is seemingly inconsistent with prior-year reporting. For example, if a summer term began later than usual due to Coronavirus Pandemic postponements, continue to report using the timeframes as defined in the IPEDS instructions. NCES expects that some data reported during the 2021-22 data collection year will vary from established prior trends due to the impacts of Coronavirus Pandemic. If an error edit is triggered even when submitting accurate data, please indicate in the corresponding context box or verbally to the Help Desk that the seemingly inconsistent data are accurate and reflect the effects of Coronavirus Pandemic.
- Undergraduate Student Groups
You will be asked to report information for different groups of students.
 - Group 1: All undergraduate students
 - Group 2: Of Group 1, full-time, first-time degree/certificate-seeking students (FTFT)
 - Group 3: Of Group 2, FTFT students who were awarded any grant/scholarship aid from the federal government, state/local government, or the institution
 - Group 4: Of Group 2, FTFT students who were awarded any Title IV federal student aid



*For public institutions, include only those students paying the in-state or in-district tuition rate. For program reporters, include only those students enrolled in the institution's largest program.

- COA Revisions
Revisions to Cost of Attendance (COA) used to calculate the net price of attendance can be made in this component. Consult the instructions and screens to make sure you are reporting the correct aid amounts for the correct groups of students.
- College Affordability and Transparency Center's lists
Net price amounts calculated in SFA will be used to populate the U.S. Department of Education's College Affordability and Transparency lists.
- Interactive Edits and Error Messages
SFA contains interactive edits that will check for blank fields, invalid values, or values that fall outside expected ranges. Some error messages will require you to confirm or explain the values that you entered. Some error messages are fatal and will require you to contact the IPEDS Help Desk at (877) 225-2568 for resolution.
- Context Boxes
You will find optional text boxes throughout SFA. Context boxes allow you to provide more information about the data you enter. Some of these context boxes may be made available to the public on College Navigator, so make sure that the entered information can be understood easily by students, parents, and the general public.

Changes to reporting for 2021-22:

There is a new FAQ about reporting financial aid awards for students who attend in the summer.

Resources:

- To download the survey materials for this component: [Survey Materials](#)
- To access your prior year data submission for this component: [Reported Data](#)


If you have questions about completing this survey, please contact the IPEDS Help Desk at 1-877-225-2568.

Section 1: Part A

Part A - Establish Your Groups

Reporting Reminders:

- Part A establishes the number of students in various groups. Note that the numbers on this screen will be carried forward to other parts of the Student Financial Aid component.
- In the fields below, report the number of students in each of the following groups.

		 Fall 2020	YOUR PRIOR YEAR DATA
			Fall 2019
01	Group 1 All <u>undergraduate</u> students	<input type="text" value="33"/>	46
02	Group 2 Of those in Group 1, those who are <u>full-time</u> , <u>first-time</u> degree/certificate-seeking	<input type="text" value="4"/>	3
02a	Of those in Group 2, those who were awarded any <u>Federal Work Study</u> , <u>loans to students</u> , or grant or scholarship aid from the federal government, state/local government, the institution, or other sources known to the institution	<input checked="" type="checkbox"/> <input type="text" value="4"/>	2
02b	Of those in Group 2, those who were awarded any <u>loans to students</u> or grant or scholarship aid from the federal government, state/local government, or the institution	<input type="text" value="4"/>	2
03	Group 3 Of those in Group 2, those who were awarded grant or scholarship aid from the federal government, state/local government, or the institution	<input type="text" value="4"/>	2
04	Group 4 Of those in Group 2, those who were awarded any <u>Title IV federal student aid</u>	<input type="text" value="4"/>	2

Section 1: Part B

Part B - Enter Information About Group 1

Reporting Reminders:


- Group 1 students are **ALL undergraduate** students (including first-time students) enrolled in Fall 2020.
- For this part, report:

For These Students	The Following Type(s) of Aid	Awarded in This Period
<ul style="list-style-type: none"> All undergraduate students enrolled in Fall 2020 	<ul style="list-style-type: none"> Grant or scholarship aid from: <ul style="list-style-type: none"> federal government state/local government the institution other sources known to the institution Loans to students from: <ul style="list-style-type: none"> the federal government 	<ul style="list-style-type: none"> Any time during academic year 2020-21

- In the fields below, report the number of Group 1 students and the total amount of aid awarded to these students for each type of aid.

Information from Part A	Fall 2020
Group 1: All undergraduate students (This number is carried forward from Part A, Line 01.)	33

Aid Type	2020-21			
	Number of Group 1 students who were awarded aid	Percentage of Group 1 students who were awarded aid	Total amount of aid awarded to Group 1 students	Average amount of aid awarded to Group 1 students
01 Grant or scholarship aid from the federal government, state/local government, the institution, and other sources known to the institution (Do NOT include federal student loans)	<input type="text" value="32"/>	97	<input type="text" value="326,089"/>	10,190
02 Pell Grants	<input type="text" value="26"/>	79	<input type="text" value="131,519"/>	5,058
03 Federal student loans	<input type="text" value="33"/>	100	<input type="text" value="266,588"/>	8,078

 You may use the box below to provide additional context for the data you have reported above. Context notes will be posted on the College Navigator website. Therefore, you should write all context notes using proper grammar (e.g., complete sentences with punctuation) and common language that can be easily understood by students and parents (e.g., spell out acronyms).

Non-applicable ▼

Section 1: Part C, Page 2

Part C - Enter Information about Group 2

Reporting Reminders:

- Group 2 students are all full-time, first-time degree/certificate-seeking undergraduate students enrolled in Fall 2020.
- For this part, report:


For These Students	The Following Type(s) of Aid	Awarded in This Period
<ul style="list-style-type: none"> • Full-time, first-time degree/certificate-seeking undergraduate students enrolled in Fall 2020 	<ul style="list-style-type: none"> • Grant or scholarship aid from: <ul style="list-style-type: none"> ◦ federal government ◦ state/local government ◦ the institution • Loans to students from: <ul style="list-style-type: none"> ◦ the federal government ◦ other sources, including private or other loans • Do not include: <ul style="list-style-type: none"> ◦ grant or scholarship aid from private or other sources ◦ PLUS loans or loans made to anyone other than the student 	<ul style="list-style-type: none"> • Any time during academic year 2020-21 • For program reporters, this is the aid year period from July 1, 2020 through June 30, 2021.

- In the fields below, report the number of Group 2 students and the total amount of aid awarded to these students for each type of aid. Enter unduplicated student counts within a category (e.g., Pell Grants). However, a student can appear in more than one aid category.

Information from Part A	Fall 2020
Group 2: Full-time, first-time degree/certificate-seeking undergraduates (This number is carried forward from Part A, Line 02)	4
Group 2a (This number is carried forward from Part A, Line 02a) <ul style="list-style-type: none"> • Of those in Group 2, those who were awarded: <ul style="list-style-type: none"> ◦ Federal Work Study ◦ Loans to students ◦ Grant or scholarship aid from the federal government, state/local government, or the institution ◦ Grant or scholarship aid from other sources known to the institution 	4
Group 2b (This number is carried forward from Part A, Line 02b) <ul style="list-style-type: none"> • Of those in Group 2, those who were awarded: <ul style="list-style-type: none"> ◦ Loans to students ◦ Grant or scholarship aid from the federal government, state/local government, or the institution 	4
Group 3 (This number is carried forward from Part A, Line 03) <ul style="list-style-type: none"> • Of those in Group 2, those who were awarded: <ul style="list-style-type: none"> ◦ Grant or scholarship aid from the federal government, state/local government, or the institution 	4

Aid Type		Fall 2020				YOUR PRIOR YEAR DATA
		Number of Group 2 students who were awarded aid	Percentage of Group 2 students who were awarded aid	Total amount of aid awarded to Group 2 students	Average amount of aid awarded to Group 2 students	Average amount of aid awarded to Group 2 students
01	Grants or scholarships from the federal government, state/local government, or the institution	<input type="text" value="4"/>	100	33,238	<input checked="" type="checkbox"/> 8,310	3,661
02	<u>Federal grants</u>	<input type="text" value="4"/>	100	28,838	<input checked="" type="checkbox"/> 7,210	3,141
	02a <u>Pell Grants</u>	<input type="text" value="2"/>	50	<input type="text" value="12,690"/>	6,345	6,045
	02b <u>Other federal grants</u>	<input type="text" value="4"/>	100	<input type="text" value="16,148"/>	<input checked="" type="checkbox"/> 4,037	236
03	<u>State/local government grants or scholarships</u> (includes <u>fellowships</u> /tuition waivers/exemptions)	<input type="text" value="0"/>	0	<input type="text" value="0"/>		
04	<u>Institutional grants or scholarships</u> (includes <u>fellowships</u> /tuition waivers/exemptions)	<input type="text" value="2"/>	50	<input type="text" value="4,400"/>	2,200	1,040

05	<u>Loans to students</u>	<input type="text" value="4"/>	100	22,000	5,500	5,500
	05a Federal loans	<input type="text" value="4"/>	100	<input type="text" value="22,000"/>	5,500	5,500
	05b Other loans (including private loans)	<input type="text" value="0"/>	0	<input type="text" value="0"/>		

 You may use the box below to provide additional context for the data you have reported above. Context notes will be posted on the College Navigator website. Therefore, you should write all context notes using proper grammar (e.g., complete sentences with punctuation) and common language that can be easily understood by students and parents (e.g., spell out acronyms).

Non-applicable ▼

Section 1: Comparison Chart

Comparison Chart

Reporting Reminders:

- Based on the information reported on the previous screens for Group 1 (all undergraduates) and Group 2 (full-time, first-time degree/certificate-seeking undergraduates), this comparison chart seeks to help institutions check their reported data. Assuming that the information on Groups 1 and 2 is correct, then the calculated fields for 'All Other Undergraduates' should be the balance (Group 1 minus Group 2). If the balance does not check with your institution's calculations, please correct your reported numbers for Groups 1 and 2 before moving forward with the completion of the SFA survey component.

Note:

- Data for the 'All Other Undergraduates' will appear in the IPEDS Data Center for data users, but not in College Navigator.

		Number of students	Pell grants	Federal Student Loans
01	Group 1 (all undergraduates)	33		
02	Number of students who were awarded aid		26	33
03	Percentage who were awarded aid		79	100
04	Total amount of aid awarded		131,519	266,588
05	Average amount of aid awarded		5,058	8,078
06	Group 2 (Full-time, first-time undergraduates)	4		
07	Number of students who were awarded aid		2	4
08	Percentage who were awarded aid		50	100
09	Total amount of aid awarded		12,690	22,000
10	Average amount of aid awarded		6,345	5,500
11	All other undergraduates (Line 01 - Line 06)	29		
12	Number of students who were awarded aid (Line 02 - Line 07)		24	29
13	Percentage who were awarded aid (Line 12 / Line 11)		83	100
14	Total amount of aid awarded (Line 04 - Line 09)		118,829	244,588
15	Average amount of aid awarded (Line 14 / Line 12)		4,951	8,434

Section 1: Cost of Attendance

Cost of attendance for full-time, first-time undergraduate students

Reporting Reminders:

- Please enter the amounts requested below. These data will be made available to the public on College Navigator. If your institution participates in any Title IV programs (Pell, Stafford, etc.), you must complete all information.
- Estimates of expenses for books and supplies, room and board, and other expenses are those from the **Cost of Attendance report** used by the financial aid office in determining financial need. Please talk to your financial aid office to get these numbers to ensure that you are reporting correctly.
- These numbers are carried forward from Institutional Characteristics and should only be changed if an error was made in the reporting.

Charges for full academic year	2018-19	2019-20	2020-21
Published <u>tuition</u> and <u>required fees</u>:			
Tuition	7,800	7,800	7,800
Required fees	1,380	1,380	1,380
Tuition + fees total	9,180	9,180	9,180
<u>Books and supplies</u>:			
<u>Books and supplies</u>	1,000	1,000	1,000
<u>On-campus</u>:			
<u>Room and board</u>	6,350	6,470	6,470
<u>Other expenses</u>	5,775	5,775	5,775
Room and board and other expenses	12,125	12,245	12,245
<u>Off-campus (not with family)</u>:			
<u>Room and board</u>	8,896	9,786	9,786
<u>Other expenses</u>	5,775	5,775	5,775
Room and board and other expenses	14,671	15,561	15,561
<u>Off-campus (with family)</u>:			
<u>Other expenses</u>	4,075	4,075	4,075

Section 1: Part D

Part D - Enter Information about Group 3

Reporting Reminders:

- Group 3 students are all full-time, first-time degree/certificate-seeking undergraduate students enrolled in Fall 2020 who were awarded grant or scholarship aid from the following sources: the federal government, state/local government, or the institution. The information you report in this part will be used in Part F to calculate average institutional net price.
- For this part, report:

For These Students	The Following Type(s) of Aid	Awarded in This Period
<ul style="list-style-type: none"> Full-time, first-time degree/certificate-seeking undergraduate students enrolled in Fall 2020 who were awarded grant or scholarship aid from the following sources: the federal government, state/local government, or the institution Do not include students who were awarded only grant or scholarship aid from private or other sources, or students who were awarded only non-grant aid 	<ul style="list-style-type: none"> Grant or scholarship aid from: <ul style="list-style-type: none"> federal government state/local government the institution Do not include grant or scholarship aid from private or other sources 	<ul style="list-style-type: none"> Any time during academic year 2020-21

- In the fields below, report the number of Group 3 students with each type of living arrangement and the total amount of grant or scholarship aid from the federal government, state/local government, or the institution awarded to these students.

Information from Part A:		YOUR PRIOR YEAR DATA 2018-2019	YOUR PRIOR YEAR DATA 2019-2020	2020-2021
Group 3 Full-time, first-time degree/certificate-seeking undergraduate students who were awarded grant or scholarship aid from the following sources: the federal government, state/local government, or the institution (This number is carried forward from Part A, Line 03)		8	2	4
01	Report the number of Group 3 students with the following living arrangements:	YOUR PRIOR YEAR DATA	YOUR PRIOR YEAR DATA	
		2018-19	2019-20	2020-21
01a	<u>On-campus</u>	6	2	4
01b	<u>Off-campus (with family)</u>	1	0 <input checked="" type="checkbox"/>	0
01c	<u>Off-campus (not with family)</u>	1	0 <input checked="" type="checkbox"/>	0
01d	Unknown (calculated) This value is calculated using the following formula: [A03-(D01a+D01b+D01c)]	0	0	0
02	Report the total amount of grant or scholarship aid awarded to Group 3 students from the following sources: the federal government, state/local government, or the institution	42,438	7,321	33,238
03	Average grant or scholarship aid from the federal government, state/local government, or the institution awarded to Group 3 students (calculated value). This value is calculated using the following formula: [D02/A03]	5,305	<input checked="" type="checkbox"/> 3,661	8,310

The notes below provide context for the data you've reported above and **may** be posted on the College Navigator website.

Choose one option that best explains your data or choose "Non-applicable" if you do not wish to provide context notes. If none of the options provided explain your institution's data, then choose "Other" and write your own context notes. Therefore, you should write all context notes using proper grammar (e.g., complete sentences with punctuation) and common language that can be easily understood by students and parents (e.g., spell out acronyms).

Non-applicable ▼

Section 1: Part E

Part E – Enter Information about Group 4

Reporting Reminders:

- Group 4 students are all full-time, first-time degree/certificate-seeking undergraduate students enrolled in Fall 2020 who were awarded any Title IV federal student aid, including federal grants or federal student loans. The information you report in this part will be used in Part G to calculate average institutional net price by income level.
- For this part, report:

For These Students	The Following Type(s) of Aid	Awarded in This Period
<ul style="list-style-type: none"> Full-time, first-time degree/certificate-seeking undergraduate students enrolled in Fall 2020 who were awarded any Title IV federal student aid 	<ul style="list-style-type: none"> Grant or scholarship aid from: <ul style="list-style-type: none"> federal government state/local government institution Do not include: <ul style="list-style-type: none"> grant or scholarship aid from private or other sources loan amounts Federal Work Study amounts 	<ul style="list-style-type: none"> Any time during academic year 2020-21

- In the fields below, report the number of Group 4 students with each type of living arrangement and the total amount of grant or scholarship aid from the federal government, state/local government, or the institution awarded to these students by income level.


Information from Part A:		2018-19	2019-20	2020-21
Group 4 Full-time, first-time degree/certificate-seeking undergraduate students who were awarded any Title IV federal student aid (This number is carried forward from Part A, Line 04)		7	2	4
01	Report the number of Group 4 students with the following living arrangements:	YOUR PRIOR YEAR DATA	YOUR PRIOR YEAR DATA	
		2018-19	2019-20	2020-21
01a	<u>On-campus</u>	6	2	4
01b	<u>Off-campus (with family)</u>	0	0	0
01c	<u>Off-campus (not with family)</u>	1	<input checked="" type="checkbox"/> 0	0
01d	Unknown (calculated) This value is calculated using the formula: [A04-(E01a+E01b+E01c)]	0	0	0

		Number of students who were awarded any Title IV aid (Group 4)	Of those in Column 1, the number who were awarded any grant or scholarship aid from the following sources: the federal government, state/local government, or the institution	Of those in Column 1, the total amount of grant or scholarship aid awarded from the following sources: the federal government, state/local government, or the institution	i Average amount of federal, state/local, and institutional grant or scholarship aid awarded to Group 4 students
2018-19					
		Col. 1	Col. 2	Col. 3	Col. 4
02	Income level				
02a	\$0-30,000	2	2	6,399	<input checked="" type="checkbox"/> 3,200
02b	\$30,001-48,000	2	2	20,472	10,236
02c	\$48,001-75,000	1	1	4,945	4,945
02d	\$75,001-110,000	2	2	5,422	2,711
02e	\$110,001 and more	0	0	0	
02f	Total all income levels	7	7	37,238	5,320

2019-20

		Col. 1	Col. 2	Col. 3	Col. 4
03	Income level				
03a	\$0-30,000	<input type="text" value="0"/>	<input type="text" value="0"/>	<input type="text" value="0"/>	
03b	\$30,001-48,000	<input type="text" value="1"/>	<input type="text" value="1"/>	<input type="text" value="6,281"/>	6,281
03c	\$48,001-75,000	<input type="text" value="0"/>	<input type="text" value="0"/>	<input type="text" value="0"/>	
03d	\$75,001-110,000	<input type="text" value="0"/>	<input type="text" value="0"/>	<input type="text" value="0"/>	
03e	\$110,001 and more	<input type="text" value="1"/>	<input type="text" value="1"/>	<input type="text" value="1,040"/>	1,040
03f	Total all income levels	2	2	<input checked="" type="checkbox"/> 7,321	3,661

2020-21					
		Col. 1	Col. 2	Col. 3	Col. 4
04	Income level				
04a	\$0-30,000	<input type="text" value="2"/>	<input type="text" value="2"/>	<input type="text" value="24,938"/>	12,469
04b	\$30,001-48,000	<input type="text" value="0"/>	<input type="text" value="0"/>	<input type="text" value="0"/>	
04c	\$48,001-75,000	<input type="text" value="1"/>	<input type="text" value="1"/>	<input type="text" value="3,100"/>	<input checked="" type="checkbox"/> 3,100
04d	\$75,001-110,000	<input type="text" value="0"/>	<input type="text" value="0"/>	<input type="text" value="0"/>	
04e	\$110,001 and more	<input type="text" value="1"/>	<input type="text" value="1"/>	<input type="text" value="5,200"/>	5,200
04f	Total all income levels	4	4	<input checked="" type="checkbox"/> 33,238	8,310

 The notes below provide context for the data you've reported above and **may** be posted on the College Navigator website. Choose one option that best explains your data or choose "Non-applicable" if you do not wish to provide context notes. If none of the options provided explain your institution's data, then choose "Other" and write your own context notes. Therefore, you should write all context notes using proper grammar (e.g., complete sentences with punctuation) and common language that can be easily understood by students and parents (e.g., spell out acronyms).

Non-applicable ▼

Section 1: Part F


Part F – Net Price Calculation for Group 3

Note:

- The following net price calculation is based on information that your institution reported in the Institutional Characteristics component and the Student Financial Aid component. For more information about the data your institution reported in the Institutional Characteristics component, please contact your institution's IPEDS Keyholder.

Components of cost of attendance		YOUR PRIOR YEAR DATA	YOUR PRIOR YEAR DATA	2020-21
		2018-19	2019-20	
01	Published <u>tuition</u> and <u>required fees</u>	9,180	9,180	9,180
02	<u>Books and supplies</u>	1,000	1,000	1,000
03	<u>Room and board</u> and <u>other expenses</u> by living arrangement			
	03a <u>On-campus</u>	12,125	12,245	12,245
	03b <u>Off-campus (with family)</u>	4,075	4,075	4,075
	03c <u>Off-campus (not with family)</u>	14,671	15,561	15,561
04	Number of Group 3 students by living arrangement			
	04a <u>On-campus</u>	6	2	4
	04b <u>Off-campus (with family)</u>	1	0	0
	04c <u>Off-campus (not with family)</u>	1	0	0
	04d Unknown	0	0	0
05	Weighted average for room and board and other expenses by living arrangement (excluding unknown values) See instructions for the formula for this calculation	11,437	12,245	12,245
06	Total cost of attendance This value is calculated using the following formula: [F01+F02+F05]	21,617	22,425	22,425
07	Average amount of grant or scholarship aid awarded to Group 3 students from the following sources: the federal government, state/local government, and the institution	5,305	3,661	8,310
08	Average institutional <u>net price</u> for Group 3 students This value is calculated using the following formula: [F06-F07]	16,312	18,764	14,115

As required by the *Higher Education Act, as amended (2008)*, these amounts will be posted on the U.S. Department of Education's College Navigator website and used in the U.S. Department of Education's College Affordability and Transparency Lists.

 The notes below provide context for the data you've reported above and **may** be posted on the College Navigator website. Choose one option that best explains your data or choose "Non-applicable" if you do not wish to provide context notes. If none of the options provided explain your institution's data, then choose "Other" and write your own context notes. Therefore, you should write all context notes using proper grammar (e.g., complete sentences with punctuation) and common language that can be easily understood by students and parents (e.g., spell out acronyms).

Non-applicable ▼

Section 1: Part G


Part G – Net Price Calculation for Group 4

Note:

- The following net price calculation is based on information that your institution reported in the Institutional Characteristics component and the Student Financial Aid component. For more information about the data your institution reported in the Institutional Characteristics component, please contact your institution's IPEDS Keyholder.

Components of cost of attendance		YOUR PRIOR YEAR DATA	YOUR PRIOR YEAR DATA	2020-21
		2018-19	2019-20	
01	Published <u>tuition</u> and <u>required fees</u>	9,180	9,180	9,180
02	<u>Books and supplies</u>	1,000	1,000	1,000
03	<u>Room and board</u> and <u>other expenses</u> by living arrangement			
	03a <u>On-campus</u>	12,125	12,245	12,245
	03b <u>Off-campus (with family)</u>	4,075	4,075	4,075
	03c <u>Off-campus (not with family)</u>	14,671	15,561	15,561
04	Number of Group 4 students by living arrangement			
	04a <u>On-campus</u>	6	2	4
	04b <u>Off-campus (with family)</u>	0	0	0
	04c <u>Off-campus (not with family)</u>	1	0	0
	04d Unknown	0	0	0
05	Weighted average for room and board and other expenses by living arrangement (excluding unknown values) See instructions for the formula for this calculation	12,489	12,245	12,245
06	Total cost of attendance by income level This value is calculated using the following formula: [G01+G02+G05]	22,669	22,425	22,425
07	Average amount of grant or scholarship aid awarded to Group 4 students from the following sources: the federal government, state/local government, and the institution	5,320	3,661	8,310
	07a \$0-30,000	3,200		12,469
	07b \$30,001-48,000	10,236	6,281	
	07c \$48,001-75,000	4,945		3,100
	07d \$75,001-110,000	2,711		
	07e \$110,001 and more		1,040	5,200
08	Average institutional <u>net price</u> for Group 4 students This value is calculated using the following formula: [G06-G07]			
	08a \$0-30,000	19,469		9,956
	08b \$30,001-48,000	12,433	16,144	
	08c \$48,001-75,000	17,724		19,325
	08d \$75,001-110,000	19,958		
	08e \$110,001 and more		21,385	17,225

As required by the *Higher Education Act, as amended (2008)*, these amounts will be posted on the U.S. Department of Education's College Navigator website.

 The notes below provide context for the data you've reported above and **may** be posted on the College Navigator website. Choose one option that best explains your data or choose "Non-applicable" if you do not wish to provide context notes. If none of the options provided explain your institution's data, then choose "Other" and write your own context notes. Therefore, you should write all context notes using proper grammar (e.g., complete sentences with punctuation) and common language that can be easily understood by students and parents (e.g., spell out acronyms).

Non-applicable ▼



Section 2: Military Servicemembers and Veteran's Benefits - Undergraduate Only

Section 2: Military Servicemembers and Veteran's Benefits

Important Note:

- Report for **Post-9/11 GI Bill Benefits**: July 1, 2020 - June 30, 2021.
- Report for **Department of Defense Tuition Assistance Program**: October 1, 2020 - September 30, 2021

Reporting Reminders:

- Report the total number of student recipients and the total dollar amounts for each program.
- Student recipients can also include eligible dependents.
- Consult with your campus certifying official, who may not be in the student financial aid office.
- For Post-9/11 GI Bill Benefits, do not include the matching institutional aid provided through the Yellow Ribbon Program if your institution participated.
- Information reported to IPEDS is only what is known to the institution.
- Enter zero (0) if your institution did not have beneficiaries for a program. Please do not leave a cell blank.

Type of benefit/assistance	Number of students receiving benefits/assistance	Total dollar amount of benefits/assistance disbursed through the institution	Average dollar amount of benefits/assistance disbursed through the institution	YOUR PRIOR YEAR DATA
				Average dollar amount of benefits/assistance disbursed through the institution
Undergraduate students				
<u>Post-9/11 GI Bill Benefits</u>	<input type="text" value="2"/>	<input type="text" value="12,795"/>	<input checked="" type="checkbox"/> 6,398	12,370
<u>Department of Defense Tuition Assistance Program</u>	<input type="text" value="0"/>	<input type="text" value="0"/>		

Prepared by

Prepared by

Reporting Reminders:

- The name of the preparer is being collected so that we can follow up with the appropriate person in the event that there are questions concerning the data.
- The Keyholder will be copied on all email correspondence to other preparers.
- The time it took to prepare this component is being collected so that we can continue to improve our estimate of the reporting burden associated with IPEDS.
- Please include in your estimate the time it took for you to review instructions, query and search data sources, complete and review the component, and submit the data through the Data Collection System.
- Thank you for your assistance.

This survey component was prepared by:

<input checked="" type="radio"/>	Keyholder	<input type="radio"/>	SFA Contact	<input type="radio"/>	HR Contact
<input type="radio"/>	Finance Contact	<input type="radio"/>	Academic Library Contact	<input type="radio"/>	Other

Name:

Email:

How many staff from your institution only were involved in the data collection and reporting process of this survey component?

Number of Staff (including yourself)

How many hours did you and others from your institution only spend on each of the steps below when responding to this survey component?
Exclude the hours spent collecting data for state and other reporting purposes.

Staff member	Collecting Data Needed	Revising Data to Match IPEDS Requirements	Entering Data	Revising and Locking Data
Your office	<input type="text" value="2.00"/> hours	<input type="text" value="0.25"/> hours	<input type="text" value="0.25"/> hours	<input type="text" value="0.25"/> hours
Other offices	<input type="text" value="0.00"/> hours	<input type="text" value="0.00"/> hours	<input type="text" value="0.00"/> hours	<input type="text" value="0.00"/> hours

Summary

IPEDS Student Financial Aid (SFA) Survey Summary

IPEDS collects important information regarding your institution. All data reported in IPEDS survey components become available in the IPEDS Data Center and appear as aggregated data in various Department of Education reports. Additionally, some of the reported data appears specifically for your institution through the College Navigator website and is included in your institution's Data Feedback Report (DFR). The purpose of this summary is to provide you an opportunity to view some of the data that, when accepted through the IPEDS quality control process, will appear on the College Navigator website and/or your DFR. College Navigator is updated approximately three months after the data collection period closes and Data Feedback Reports will be available through the [Data Center](#) and sent to your institution's CEO in November 2021.

Please review your data for accuracy. If you have questions about the data displayed below after reviewing the data reported on the survey screens, please contact the IPEDS Help Desk at: 1-877-225-2568 or ipedshelp@rti.org.

Total grant aid awarded to all undergraduate students		\$326,089
Number of undergraduate students who were awarded a Pell Grant		26
Percentage of FTFT students who were awarded any financial aid		100%
Percentage of FTFT students who were awarded grant aid by type		
Average amount of grant aid awarded by type		
Total	100%	\$8,310
Federal Government	100%	\$7,210
Pell	50%	\$6,345
Other Federal	100%	\$4,037
State/Local Government	0%	N/A
Institutional	50%	\$2,200
Percentage of FTFT students who were awarded and accepted loans by type		
Average amount of loans awarded and accepted by type		
Total	100%	\$5,500
Federal	100%	\$5,500
Non-federal	0%	N/A
Average net price for FTFT students who were awarded grant aid		\$14,115
Average net price for FTFT students who were awarded Title IV federal student aid		
\$0 – 30,000		\$9,956
\$30,001 – 48,000		N/A
\$48,001 – 75,000		\$19,325
\$75,001 – 110,000		N/A
\$110,001 and more		\$17,225

Military Service members and Veteran's Benefits		
	Number of students receiving benefits/assistance	Total dollar amount of benefits/assistance awarded through the institution
Post-9/11 GI Bill Benefits		
Undergraduate students	2	\$12,795
Department of Defense Tuition Assistance Program		
Undergraduate students	0	N/A

Edit Report

Student Financial Aid

Source	Description	Severity	Resolved	Options
Screen: Part A - Establish your groups				
Screen Entry	The calculated percentage(02a/02) of Group 2 students who were awarded this type of aid is outside the expected range of between 37 and 97 when compared with the prior year value. Please correct your data or explain. (Error #7157)	Explanation	Yes	
Reason	The data is correct. Because of additional grants from HEERF funds from the federal government, 4 of the 4 Group 2 students received aid.			
Screen: Part C - Enter Information about Group 2				
Screen Entry	The average amount of this type of aid awarded to Group 2 students is outside the expected range of between 0 and 2,673 when compared with the prior year value. Please check the number of students and the total amount of aid awarded to these students, and correct or explain the discrepant values. (Error #7147)	Explanation	Yes	
Reason	The data is correct. Because of additional grants from HEERF funds from the federal government, Group 2 students received more aid than in prior years.			
Screen Entry	The average amount of this type of aid awarded to Group 2 students is outside the expected range of between 704 and 5,578 when compared with the prior year value. Please check the number of students and the total amount of aid awarded to these students, and correct or explain the discrepant values. (Error #7147)	Explanation	Yes	
Reason	The data is correct. Because of additional grants from HEERF funds from the federal government, Group 2 students received more aid than in prior years.			
Screen Entry	The average amount of this type of aid awarded to Group 2 students is outside the expected range of between 1,224 and 6,098 when compared with the prior year value. Please check the number of students and the total amount of aid awarded to these students, and correct or explain the discrepant values. (Error #7147)	Explanation	Yes	
Reason	The data is correct. Because of additional grants from HEERF funds from the federal government, Group 2 students received more aid than in prior years.			
Screen: Part D - Enter Information about Group 3				
Screen Entry	The number entered is outside the expected range of between 1 and 33 when compared with the prior year value. Please correct your data or explain. (Error #7169) <i>This edit and explanation were retained from the prior year (for reference) and do not need to be re-explained in the current year edit report.</i>	Explanation	Yes	
Reason	There were no off-campus students in this cohort. Data entered is correct.			
Screen Entry	The number entered is outside the expected range of between 1 and 33 when compared with the prior year value. Please correct your data or explain. (Error #7169) <i>This edit and explanation were retained from the prior year (for reference) and do not need to be re-explained in the current year edit report.</i>	Explanation	Yes	
Reason	There were no off-campus students in this cohort. Data entered is correct.			
Perform Edits	The values reported for the number of Group 3 students in 2019-20 and the total amount of aid they were awarded (Part D, line 02) make the average amount of aid awarded to these students outside the expected range of between 3,714 and 6,896 when compared with the prior year value. Please correct your data or explain. (Error #7327) <i>This edit and explanation were retained from the prior year (for reference) and do not need to be re-explained in the current year edit report.</i>	Explanation	Yes	
Reason	Of the number of first-time full-time students receiving aid, only one had an EFC low enough to qualify for federal grant money, thus the lower than expected number. The data as reported is correct.			
Related Screens	Part D - Enter Information about Group 3			
Screen: Part E - Enter Information about Group 4				

Screen Entry	The calculated average amount of grant or scholarship aid awarded to Group 4 students from the federal government, state/local government, or the institution for this income level is smaller than expected in comparison with the other income levels. Please check the values reported for the number of these students who were awarded any Title IV aid (Col. 1) and the total amount of grant or scholarship aid awarded to them (Col. 3) and correct your data or explain the discrepancy. (Error #7317)	Explanation	Yes	
Reason	Messenger College had one Group 2 student in this income range; student left mid-way through the fall semester so aid awarded for the year was smaller than would normally be expected.			
Screen Entry	The total amount of grant or scholarship aid awarded to Group 4 students from the federal government, state/local government, or the institution across all income levels is outside the expected range of between 5,491 and 9,151 based on the prior year value. Please correct your data or explain. (Error #7332)	Explanation	Yes	
Reason	The data is correct. Because of additional grants from HEERF funds from the federal government, Group 2 students received more aid than in prior years.			
Screen Entry	The number entered is outside the expected range of between 1 and 33 when compared with the prior year value. Please correct your data or explain. (Error #7169) This edit and explanation were retained from the prior year (for reference) and do not need to be re-explained in the current year edit report.	Explanation	Yes	
Reason	None of the first-time, full-time students receiving grants lived off-campus.			
Screen Entry	The total amount of grant or scholarship aid awarded to Group 4 students from the federal government, state/local government, or the institution across all income levels is outside the expected range of between 27,929 and 46,547 based on the prior year value. Please correct your data or explain. (Error #7332) This edit and explanation were retained from the prior year (for reference) and do not need to be re-explained in the current year edit report.	Explanation	Yes	
Reason	The Fall 2019 first-time full-time cohort only had three students, one of whom was self-pay. Of the two remaining students, one had a high EFC and was not eligible for federal grants and only received a small institutional grant. The information as reported is correct.			
Screen Entry	The calculated average amount of grant or scholarship aid awarded to Group 4 students from the federal government, state/local government, or the institution for this income level is smaller than expected in comparison with the other income levels. Please check the values reported for the number of these students who were awarded any Title IV aid (Col. 1) and the total amount of grant or scholarship aid awarded to them (Col. 3) and correct your data or explain the discrepancy. (Error #7317) This edit and explanation were retained from the prior year (for reference) and do not need to be re-explained in the current year edit report.	Explanation	Yes	
Reason	One of the FT/FT students in this group received a smaller amount of Pell due to a higher EFC; independent student was also a recipient of VA benefits.			
Screen: Military Servicemembers and Veteran's Benefits				
Screen Entry	This value is out of range compared to the prior year amount. Please correct your data or explain. (Error #7265)	Explanation	Yes	
Reason	Two students receive VA benefits for education, but only one student receives funds disbursed through Messenger College. The other student receives benefits directly through the VA.			